

The most important thing you can do is diligent maintenance (paint, caulk, trim landscaping materials). If you have LP on your home are considering buying a home with it you should follow these important steps as described by the manufacturer.

Preventive Maintenance Tips:

- Check for small construction dents and gouges. Fill these indentations with an exterior, non-hardening sealer and prime before finishing.
- Make sure sprinklers do not spray water directly onto the siding or trim.
- Keep roof surfaces and gutters in working order so water is diverted away from the siding.
- Keep shrubs, trees and plants a minimum of one foot from the siding.
- Keep the painted surface free of mold, mildew and algae.
- Make sure your siding and trim are six to eight inches from the ground. Don't allow garden mulch to build up and compromise your clearance.
- Maintain a one-inch per foot slope away from the foundation, so water will drain away from the house.
- Replace missing or damaged caulking around the joints and seams where different surfaces meet.
- Repaint your siding before the existing paint fails. Your local weather conditions will affect the longevity of your paint's performance.

Inspection is an essential part of maintenance. Perform the following checks once or twice a year.

- Inspect your paint for cracking, peeling, fading or chalking. Pay special attention to the bottom rows and under the window casings.
- Check all joints and seams for cracking or missing sealant.
- Look for signs of mildew.
- Inspect your flashing and gutters for damage or blockage.

All reports are printed **on site**
And online in minutes after your inspection

You will never have to wait for our inspection results.

Protect Your Investment With the **BEST**

Excellent reviews and top rankings
Bizvotes.com, Yelp.com and Angie's List



Full ASHI Certification

The oldest and most respected home inspection association

State License # 469
Structural Pest License #71070

Certified Home Inspection Team
King, Snohomish, Thurston and Pierce Counties



(206) 295-4330

THE HOME INSPECTORS TIP SHEET

Expert advice on homeowner's questions

LP SIDING



LP has had issues with water damage and lawsuits over quality.

See tips and videos

[HipsPro.com/library](https://hipspro.com/library)


Safety - Maintenance - Repair

LP Siding


LP is one of the most common problematic siding products we see. A home that has had proper painting and caulking can perform well for years, but this maintenance is often overlooked. Since it is made of pressed and glued wood chips, there are lots of end grains that will readily absorb water if it is not properly sealed.

Recognizing LP

Louisiana-Pacific siding has this knot embossed on the surface. Notice the "LP" stamped on the knot



This knot is on both lap siding and sheet siding products. On the lap siding, you may have to look at several pieces to find this knot. It may be in any orientation (sideways or upside down).



You may see this tag in some unfinished areas like garages or attics.


LP failure

Over time, the siding can completely fail, as in these examples.



The bottom edge of LP lap siding is where the failure is first evident.


When water runs down the face of the siding, it tends to hang on the bottom edge wicking up and causing the bottom edges to swell and delaminate.



The worst failure we have seen yet.



LP Siding products also come in sheets, in and different styles.



Sheet LP fails in the grooves, nail holes and penetrations.